

Cumbria has a thriving third sector
Cumbria has a thriving third sector
Cumbria has a thriving third
sector *Cumbria has a thriving third
sector* Cumbria has a thriving third sector
Cumbria has a thriving third sector
Cumbria has a thriving third sector Cumbria
has a thriving third sector Cumbria has a
thriving third sector *Cumbria has a
thriving third sector* Cumbria has a
thriving third sector Cumbria has a
thriving third sector Cumbria has a
thriving third sector Cumbria has
a thriving third sector

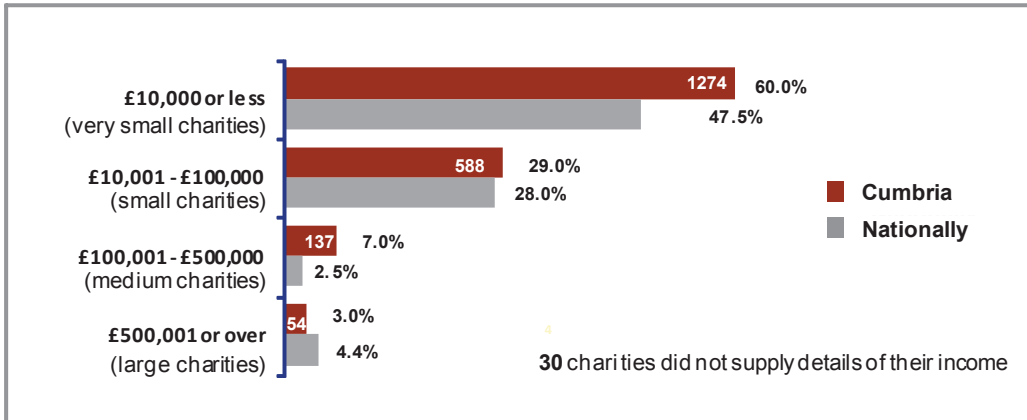
the facts
the figures

This is our first analysis paper relating to information about the Third Sector in Cumbria. It aims to provide you with accessible, practical, and useful information about the sector and enhance your understanding of the sector and how it contributes to, and positively impacts, on the economy and community life of Cumbria.

The figures in this publication relate only to registered charities, as defined by the Charity Commission. They are sourced from Guidestar Data Services and relate to the 2005/2006 financial year. Registered charities make up a significant amount, but not the total number of organisations in the Third Sector.

Number of registered charities in Cumbria

There are in excess of **2,056** registered charities in Cumbria



Compared with national statistics, produced by the Charity Commission:

Cumbria has an unusually high number of **very small charities**:

60% in Cumbria and 47.5% nationally.

Cumbria has a similar number of **small charities** to the national picture:

29% in Cumbria and 28% nationally.

Cumbria has a significantly smaller number of **medium and large charities**:

7% and 3% compared to 9.3% and 4.4% nationally.

Density of registered charities is measured by the number of charities per 1,000 head of population. The South West of England and Scotland

have the greatest density of charities per head of population in the UK, both with 4.1 charities per 1,000 people. The North West region has the lowest density level with only 2.5 charities per 1,000 people.

If we isolate Cumbria's figures from the North West figures it can be seen that the county has a high density of charities, with a figure of 4.1 per 1,000 people, one of the highest densities of charities in the country.

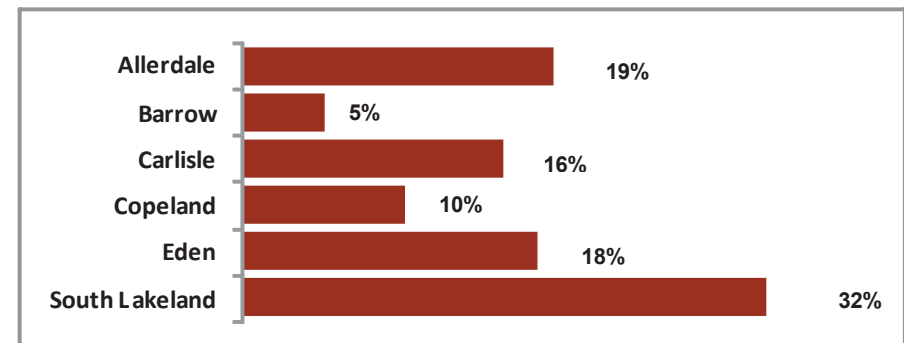
This suggests that Cumbria's population has a very strong sense of social responsibility and suggests a clear appreciation of and dedication to the county's community life.

A piece of national research undertaken by the National Council for Voluntary Organisations and presented in the 2002 report 'Supporting Rural Voluntary Action' indicated that there is a 'higher than average level of voluntary sector activities in rural areas'. The report suggests this relates to the higher number of small, distinct communities found in rural areas.

The research also indicated that organisations operating in rural areas share a common set of factors. They are more commonly small in scale, poor in terms of a wide range of resources including finance and staff, often employ part time or lone workers, are self reliant and are often extremely successful in drawing in volunteer support.

Each of these factors has implications for the organisation's ability to deliver quality services, for those agencies wishing to provide infrastructure support to them and for public sector agencies wishing to commission services or contract with them.

Geographical distribution



The spread of organisations does not appear to follow the pattern of population distribution, except for Allerdale. The most startling being Barrow where 15% of Cumbria's total population live, but only 5% of registered charities are based, and South Lakeland where 22% of the total population of Cumbria live but 32% of registered charities are based.

Both Allerdale and Eden districts have exceptionally high levels of very small organisations (annual income £10,000 and under) with 65% and 64% of the total number of groups respectively fitting this category. The national level for this group is 45.7% and across Cumbria 60%. Again, Barrow stands out as having a comparatively small number of very small groups, 44% of the total number of groups compared to other areas of Cumbria, but this more comfortably fits the national picture.

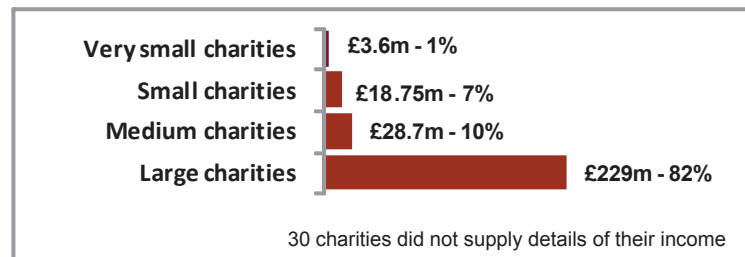
There may well be a range of factors that influence this distribution but the following would appear to be of particular significance. The low number of registered charities in Barrow may be linked to the high levels of disadvantage in the borough. A large percentage of Barrow's population live in wards that have a high Index of Multiple Deprivation ratings, with 35% living in wards that are in the top 10% of most deprived areas in the country. Index of Multiple Deprivation are constructed using data relating to health, qualifications, worklessness and benefit uptake; this may indicate that factors such as poor health, low skill levels, and low income are linked to low levels of community activity.

Population demography indicates that both Eden and South Lakeland have higher than national and sub regional averages of people over the age of 65 years. High levels of volunteering are more often seen in this age group. In addition, Acorn statistics indicate that there are higher than average numbers of people living in households described as wealthy achievers and comfortably off in both of these districts. These two factors provide a pool of well educated, affluent adults who would be well placed to support a network of third sector organisations.

It may also be of significance that the 3 districts with the largest numbers of registered charities, have good motorway and mainline rail links, making them a more practical location for Cumbria wide, regional or national organisations to be based.

Income of registered charities in Cumbria

Registered charities in Cumbria have a combined income in the region of **£280m**



Of this income:

£3.6m (1%) is in the hands of **very small charities**,
£18.75m (7%) is in the hands of **small charities**
£28.7m (10%) is in the hands of **medium sized charities**
£229m (82%) is in the hands of **large charities**.

On the whole these breakdowns are similar to national levels although Cumbria does have a higher percentage of income concentrated in the very small, small and medium sized charities, **18%** of the total compared to a percentage of **11.9%** nationally, this can be directly related to the higher percentage of organisations in this group in Cumbria.

The bulk of the income is in the hands of large charities (£500,000 and over) which accounts for just **54 (3%)** of registered charities in Cumbria.

These include 7 educational establishments (6 independent schools and the University of Cumbria), 2 hospices, 6 health or social care providers, 2 outdoor education providers, 1 former local authority leisure centre, 2 international and 1 national charity, and the Diocese of Carlisle.

This income total does not include assets held by the sector such as community buildings, works of art, historical treasures and land which would increase this figure considerably, and also the sector's desirability as a partner for public and private sector organisations to work with.

In addition it would also be worth considering factoring in the significant level of in kind contributions including volunteer time, materials or professional skills that would add significant further value to the sector.

*The Cumbrian picture on **workforce** and **volunteer** statistics is very incomplete. The figures are based on data from organisations that have an annual income in excess of £250,000, which currently is the only data that the Charity Commission gathers. This means that only 90 charities in Cumbria are covered. Some additional data supplied by Guidestar, is generated from information volunteered by organisations themselves.*

Workforce in registered charities in Cumbria

There are over **5,900** people working in registered charities based in Cumbria

91% of which are full time and 9% part-time.

National statistics, collated by the Workforce Hub, indicate that **2%** of the national working population is employed in the third sector. In Cumbria the percentage is **2.9%** nearly **1%** higher than national statistics.

The workforce is spread very unevenly across the districts, with 70% of jobs based in registered charities operating in the two districts of Carlisle and South Lakeland. In each of these areas the percentage of the working population employed in the Third Sector is very elevated, compared to the national average at **3.6%** in Carlisle and **4.6%** in South Lakeland.

The majority of the 5,900 jobs are based in just 198 registered charities, 10% of the total number of registered charities based in Cumbria.

Over 4,048 jobs are based in just 25 charities of which 2 are national charities based in Cumbria, another is the University of Cumbria, 6 are independent schools, 2 outdoor education charities, 2 arts organisations, 11 health and social care providers, and a former local authority leisure centre.

With a workforce figure of 5,900 in registered charities in Cumbria this sector is already significantly larger than agriculture and forestry (3,299), energy and water (896), mining and quarrying (615) and financial intermediation (2,613).

Even with a workforce of this size the Third Sector is seldom referenced in material relating to employment statistics in the county. In addition the sector has fought unsuccessfully over a number of years to gain access to, and a voice in forums discussing and developing economic plans for the future of Cumbria. In the Cumbria Economic Strategy and Sub-regional Plan there is little if no reference made to the sector or the employment opportunities it offers. The document makes reference to the importance of developing the housing, education and skills, outdoor and adventure, tourism, and historic and cultural sectors, but does not reference the significant role the Third Sector plays in each of these areas.

Volunteers in registered charities in Cumbria

Figures indicate that well over **18,500** people (3.7% of total population of Cumbria) volunteer with registered charities in Cumbria

National government data from the Citizenship and Helping Out surveys suggest that anywhere between 39% and 44% of the population volunteers on a regular basis, but these statistics include other volunteering besides that based in charities.

Small rural charities are heavily reliant on volunteer support both at Trustee level and direct service provision. However, decreasing rural populations the increase in numbers of working women, and a high reliance on older people as volunteers, raises sustainability issues for many of these organisations.

Cumbria CVS has run a survey to obtain more information on volunteering in Cumbria. Early analysis of this survey suggests that there are in the region of 80,000 individuals volunteering with registered charities in Cumbria. The survey will also provide information about the number of hours these volunteers contribute and a breakdown of the gender and age of the volunteers.

Information sources

All information relating to registered charities in Cumbria used and analysed for these data sets has been sourced from Guidestar Data Services* and covers the financial year 2005/06#.

Data used to make national comparisons has been drawn from Charity Commission data or National Council for Voluntary Organisations (NCVO) publication The UK Civil Society Almanac 2008.

**GDS holds data on all incorporated and regulated Third Sector Charities sourcing the majority of its data directly from Charity Commission sources and formal documents provided by the charities themselves (annual accounts and annual reports). Data from GDS is highly respected and used by the Office of the Third Sector, the Department of Health, Department of Communities and Local Government, the Third Sector Research Centre, and numerous local and regional bodies.*

Income figures used relate to data reported in the accounts received by the Charity Commission from annual returns AR05 and AR06. The data is always a mixture of data from different reporting cycles depending on how recently a charity has reported to the Commission.

The Census and has not been designed as an academic research project and as such is not currently supported or overseen by an academic research institution.

All of the information contained within this document has been collected and collated by Cumbria CVS as part of the Cumbria Third Sector Census. The Census is an on ongoing and integral part of the work of Cumbria CVS.

June 2009



Registered Charity No 1119671. Company Limited by Guarantee No 6178269.
Registered in England at 12a Selby Terrace, Maryport, Cumbria CA15 6NF

If you require this information in another format please contact 01228 512513

Registered charities make up a significant amount, but not the total number of organisations in the Third Sector.